

# HoopSisters

SEE WHAT YOUR EMBROIDERY  
MACHINE CAN REALLY DO

Copyright ©2018 HoopSisters

## Sisterhood Fabric and Thread Key

### Without Optional Border

Quilt Front

Fabric 1

Fabric 2



Video Link: <http://www.hoopsisters.com/sisterhood-videos/>

Photocopying, digitizing, and all other copying to "share" these instructions is strictly prohibited by law. Thank you for respecting the designer's copyright.



For more EmbroidaBlocks, please visit:

[www.hoopsisters.com](http://www.hoopsisters.com)

# HoopSisters

SEE WHAT YOUR EMBROIDERY  
MACHINE CAN REALLY DO

Copyright ©2018 HoopSisters


## Sisterhood Fabric and Thread Key

### With Optional Border

Quilt Front

Fabric 1

Fabric 2



Video Link: <http://www.hoopsisters.com/sisterhood-videos/>

Photocopying, digitizing, and all other copying to "share" these instructions is strictly prohibited by law. Thank you for respecting the designer's copyright.



For more EmbroidaBlocks, please visit:

[www.hoopsisters.com](http://www.hoopsisters.com)

# Hoop Sisters

SEE WHAT YOUR EMBROIDERY MACHINE CAN REALLY DO

Copyright ©2018 HoopSisters

## Optional Pieced Back

Shown with Optional Border

Quilt Back


Fabric 1

Fabric 2

Fabric 1 and 2 for the quilt back can be different than fabrics 1 and 2 on the quilt front OR, they can be the same.


**Back of quilt with two colors of sashing.** The sashing tends to blend in more. Sashing fabrics 1 and 2, should be the same as backing fabrics 1 and 2.

This is REALLY easy, even though it doesn't look like it!



**Back of quilt with one color of sashing.** The sashing becomes a feature, and it will show more.

Add Fabrics 1 and 2 together to come up with yardage for this method. This can be any color you choose!



Photocopying, digitizing, and all other copying to "share" these instructions is strictly prohibited by law. Thank you for respecting the designer's copyright.



For more EmbroidaBlocks, please visit:


[www.hoopsisters.com](http://www.hoopsisters.com)

# Hoop Sisters

SEE WHAT YOUR EMBROIDERY MACHINE CAN REALLY DO

Copyright ©2018 HoopSisters

## Sisterhood Fabric and Thread Key



**Without Optional Border**—Choose One Color Backing, OR, **Optional Pieced Back** →

9 inch	70" x 70"	One Color Back OR	Optional Pieced Back		Sashing*		Binding	Battilizer®	Optional Wool
Fabric 1	Fabric 2		Fabric 1	Fabric 2	Fabric 1	Fabric 2			1 - Double
4½ yds	3⅓ yds	4½ yds	2¾ yds	2¾ yds	¾ yd	¾ yd	¾ yd	2-15 yd rolls	96" x 93"

8 inch	62" x 62"	One Color Back OR	Optional Pieced Back		Sashing*		Binding	Battilizer®	Optional Wool
Fabric 1	Fabric 2		Fabric 1	Fabric 2	Fabric 1	Fabric 2			1 - Twin
4 yds	3⅞ yds	4 yds	2¼ yds	2¼ yds	⅝ yd	⅝ yd	¾ yd	2-15 yd rolls	93" x 72"

7 inch	56" x 56"	One Color Back OR	Optional Pieced Back		Sashing*		Binding	Battilizer®	Optional Wool
Fabric 1	Fabric 2		Fabric 1	Fabric 2	Fabric 1	Fabric 2			1 - Twin
3¾ yds	2¾ yds	3½ yds	2yds	2yds	½ yd	½ yd	½ yd	2-15 yd rolls	93" x 72"

6 inch	46" x 46"	One Color Back OR	Optional Pieced Back		Sashing*		Binding	Battilizer®	Optional Wool
Fabric 1	Fabric 2		Fabric 1	Fabric 2	Fabric 1	Fabric 2			1 - Throw
3 yds	2 yds	3 yds	1¾ yds	1¾ yds	½ yd	½ yd	½ yd	20 yds	60" x 60"

5 inch	40" x 40"	One Color Back OR	Optional Pieced Back		Sashing*		Binding	Battilizer®	Optional Wool
Fabric 1	Fabric 2		Fabric 1	Fabric 2	Fabric 1	Fabric 2			1 - Crib
2¾ yds	1¾ yds	2½ yds	1½ yds	1½ yds	½ yd	½ yd	¾ yd	20 yds	60" x 46"

**\*Sashing can be done in one or two colors. Add fabrics 1 and 2 together if you want just one color of fabric for sashing. See page 3.**

Photocopying, digitizing, and all other copying to "share" these instructions is strictly prohibited by law. Thank you for respecting the designer's copyright.



For more EmbroidaBlocks, please visit:

[www.hoopsisters.com](http://www.hoopsisters.com)


# Hoop Sisters

SEE WHAT YOUR EMBROIDERY MACHINE CAN REALLY DO

Copyright ©2018 HoopSisters

## Sisterhood Fabric and Thread Key

**With Optional Border** - Choose One Color Backing, OR, Optional Pieced Back



9 inch	111" x 111"	One Color Back OR	Optional Pieced Back		Sashing*		Binding	Battilizer®	Optional Wool
Fabric 1	Fabric 2		Fabric 1	Fabric 2	Fabric 1	Fabric 2			1 King 122" x 122"
11 yds	8½ yds	11 yds	7¾ yds	4¼ yds	2½ yd	1½ yd	1 yd	3-15 yd rolls	1 Craft 46" x 36"

8 inch	98" x 98"	One Color Back OR	Optional Pieced Back		Sashing*		Binding	Battilizer®	Optional Wool
Fabric 1	Fabric 2		Fabric 1	Fabric 2	Fabric 1	Fabric 2			1 King
9¾ yds	8 yds	9¾ yds	6¾ yds	3¾ yds	2½ yd	1½ yd	1 yd	3-15 yd rolls	122" x 122"

7 inch	88" x 88"	One Color Back OR	Optional Pieced Back		Sashing*		Binding	Battilizer®	Optional Wool
Fabric 1	Fabric 2		Fabric 1	Fabric 2	Fabric 1	Fabric 2			1 Queen
8¾ yds	7 yds	8¾ yds	6 yds	3½ yds	1¼ yd	¾ yd	1 yd	3-15 yd rolls	108" x 93"

6 inch	73" x 73"	One Color Back OR	Optional Pieced Back		Sashing*		Binding	Battilizer®	Optional Wool
Fabric 1	Fabric 2		Fabric 1	Fabric 2	Fabric 1	Fabric 2			1 Double
6¾ yds	5 yds	6¾ yds	4¾ yds	2¾ yds	1¼ yd	¾ yd	¾ yd	2-15 yd rolls	96" x 93"

5 inch	62" x 62"	One Color Back OR	Optional Pieced Back		Sashing*		Binding	Battilizer®	Optional Wool
Fabric 1	Fabric 2		Fabric 1	Fabric 2	Fabric 1	Fabric 2			1 Twin
5¾ yds	4¼ yds	5¾ yds	4½ yds	2 yds	1¼ yd	¾ yd	¾ yd	2-15 yd rolls	93" x 72"

**\*Sashing can be done in one or two colors. Add fabrics 1 and 2 together if you want just one color of fabric for sashing. See page 3.**

Photocopying, digitizing, and all other copying to "share" these instructions is strictly prohibited by law. Thank you for respecting the designer's copyright.



For more EmbroidaBlocks, please visit:

[www.hoopsisters.com](http://www.hoopsisters.com)

# HoopSisters

SEE WHAT YOUR EMBROIDERY MACHINE CAN REALLY DO

Copyright ©2018 HoopSisters

## Sisterhood Fabric and Thread Key

**Fabric 1**  
 Quilt Front  
 Place Swatch Here

**Fabric 2**  
 Quilt Front  
 Place Swatch Here

**Fabric 1**  
 One Color and  
 Pieced Quilt Back  
 Place Swatch Here

**Fabric 2**  
 Pieced Quilt Back  
*only*  
 Place Swatch Here

**Fabric 1**  
 Sashing  
 Place Swatch Here

**Fabric 2**  
 Sashing (*only for 2  
 color sashing*)  
 Place Swatch Here

**Binding**  
 Place Swatch Here

**Miscellaneous Threads:**  
***Polyester Embroidery Threads  
 Recommended***  
 Embroidery Bobbin Thread  
 Water Soluble Thread  
 Neutral Thread  
 Thread A \_\_\_\_\_ Match Fabric 1  
 Thread B \_\_\_\_\_ Match Fabric 2

Photocopying, digitizing, and all other copying to “share” these instructions is strictly prohibited by law. Thank you for respecting the designer’s copyright.



For more EmbroidaBlocks, please visit:

[www.hoopsisters.com](http://www.hoopsisters.com)