

# Hoop Sisters

SEE WHAT YOUR EMBROIDERY MACHINE CAN REALLY DO



## Sisterhood Projects



Photocopying, digitizing, and all other copying to "share" these instructions is strictly prohibited by law. Thank you for respecting the designer's copyright.



## Sisterhood Framed in Words Pillow



### Approx. Finished Sizes

Pillow with corded edge: 12½" x 12½"

Pillow with Flange: 17" x 17"



Sweet pillow or framed artwork?  
Either way it will be cherished.  
Three choices of redwork style  
embroidery, the two shown and a  
special Maid of Honor bonus.



Photocopying, digitizing, and all other copying to "share" these instructions is strictly prohibited by law. Thank you for respecting the designer's copyright.

## Sisterhood Framed in Words Pillow

### Supply List



Filename	Lt. Wt.	Front Fabric	Backing Fabric	Special Notions
Choose one pillow center*	<b>Cut Away Stabilizer</b>	¼ yard, plain for flanged	¼ yard for plain pillow ½ yard for flanged	
BrdrCrnr	Large enough to fit your hoop	7½" x 7½"	For <u>plain pillow</u> , cut two pieces backing fabric 9" x 12½"	Embroidery Thread Embroidery Bobbin Thread Superior Vanish Lite Thread
BrdrSds	Large enough to fit your hoop	7½" x 7½"	For <u>flanged pillow</u> , cut two pieces backing fabric 12" x 17½" and two 3" x 12½" and two 3" x 17½".	12" x 12" pillow form
BrdrTpBt	Large enough to fit your hoop	7½" x 7½"		
Choose one {	CoffeeSis*	Large enough to fit your hoop		
	SchoolSis*	Large enough to fit your hoop		
	WeddingSis*	Large enough to fit your hoop		





# HoopSisters

SEE WHAT YOUR EMBROIDERY  
MACHINE CAN REALLY DO



## Sisterhood Wine Tote



This is so versatile. Housewarming, Hostess gift, Christmas, New Year's, virtually any occasion or no occasion at all. Can be yours to keep and tote or given as a gift with the wine, champagne or sparkling grape juice.



Photocopying, digitizing, and all other copying to "share" these instructions is strictly prohibited by law. Thank you for respecting the designer's copyright.

## Sisterhood Wine Tote

### Supply List


Filename	HOOPShape®	Lt. Wt. Cut Away Stabilizer	Fabric 1	Fabric 2	Lining Fabric
Top (stitch 2)	Pre-Cut Wine Tote HOOPShapes®	Two pieces large enough to fit your hoop	Two 8" x 10½"	Two 2¾" x 8"	16" x 20" or a fat quarter
BtmA	1 Pre-Cut HOOPShapes®	One piece large enough to fit your hoop	8" x 5¾" 3" x 4½"	2¼" x 8"	
BtmB	1 Pre-Cut HOOPShapes®	One piece large enough to fit your hoop	8" x 5¾" 3" x 4½"	2¼" x 8"	

Additional Supplies to have on hand:

Embroidery Thread

Embroidery bobbin thread

Superior Vanish Lite Thread



File Name: Top

7.03" w x 10.16" h


Make 2



File Name: BottomA

7.02" w x 7.86" h

Make 1



File Name: SWBtmB

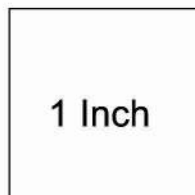
7.03" w x 7.86" h

Make 1



## Sisterhood Wine Tote Pattern

BtmA - Stitch 1  
BtmB - Stitch 1



Set printer to Actual Size or No Scale to obtain the correct size pattern.

Use the 1 inch box to be sure it has printed correctly.



## Sisterhood Wine Tote Pattern

Set printer to Actual Size or No Scale to obtain the correct size pattern.

Use the 1 inch box to be sure it has printed correctly.

1 Inch

Wine Tote Top  
Make 2





# Hoop Sisters

SEE WHAT YOUR EMBROIDERY MACHINE CAN REALLY DO



## Sisterhood Share Journals



### Approx. Finished

#### Sizes:

Small: 5¼" x 7¼"

Large: 8" x 10"



Beautifully pieced and embellished with redwork style embroidery. Choose small or large journal that fits readily available journals and composition books. Fun poem on front flap and word art on back flap. Add pen loop if desired. Warms my heart.

Nothing compares to the Sister, Mother, Grandmother or best friend relationships in our lives. Celebrate them by journaling to them your love, wishes, hopes and desires. Share photos, recipes and artwork to those near and far. This is much more meaningful than social media posts and who doesn't like getting something in the mail from those you love. Start a new tradition in your family and let us know how you like it.



Photocopying, digitizing, and all other copying to "share" these instructions is strictly prohibited by law. Thank you for respecting the designer's copyright.



## Sisterhood Share Journal - Small Supply List

Filename	Battilizer®	Stabilizer Light Weight Cutaway	Front Fabric	Border Fabric	Flap Fabric	Lining Fabric 8"h x 11¾"w
Pick one {	FrtSm3	One piece large enough to fit your hoop	5¼" x 7¼"	1½" x width of fabric	N/A	N/A
	FrtSmBigLil	One piece large enough to fit your hoop			N/A	N/A
	FrtSmSchool	One piece large enough to fit your hoop			N/A	N/A
BkSmPop	One piece large enough to fit your hoop	N/A	5¼" x 7¼"	1½" x width of fabric & 2" x 9"	N/A	N/A
FlpBkSm	N/A	One piece Cut-away large enough to fit your hoop	N/A	N/A	4¾" x 8¾"	Flap Lining: 4¾" x 8¾"
FlpFrntSm	N/A	One piece Cut-away large enough to fit your hoop	N/A	N/A	4¾" x 8¾"	Flap Lining: 4¾" x 8¾"

Additional Supplies to have on hand:

- Embroidery Thread, matching and contrasting Front Fabric
- Embroidery bobbin thread
- Superior Vanish Lite Thread
- Journal size notebook 7" x 5"
- 2" elastic (optional)



# Hoop Sisters

SEE WHAT YOUR EMBROIDERY MACHINE CAN REALLY DO

## Sisterhood Share Journal - Small



File Name: FrtSmBigLil

5.54" w x 7.73" h



File Name: FrtSmSchool

5.54" w x 7.73" h



File Name: FrtSm3

5.54" w x 7.73" h



File Name: BkSmPop

6.04" w x 7.04" h

Make one

Make just one for your cover



File Name: FlpFrntSm

3.61" w x 7.73" h

Make one



File Name: FlpBkSm

3.61" w x 7.73" h

Make one





## Sisterhood Share Journal - Large

### Supply List

File-name	Battilizer®	Stabilizer Light Weight Cutaway	Fabric	Fabric	Fabric	Fabric	Flap Fabric	Lining Fabric	
			1 Print or Solid	2 Print or Solid	3 Solid	4 Solid			Print or Solid 10 <sup>3</sup> / <sub>4</sub> "h x 16 <sup>3</sup> / <sub>4</sub> "w
Pick one {	FrtLgPopSis	N/A	Two 2 <sup>1</sup> / <sub>4</sub> " x wof*	2 <sup>1</sup> / <sub>4</sub> " x wof*	Two 1 <sup>3</sup> / <sub>4</sub> " x wof*	5 <sup>1</sup> / <sub>2</sub> " x 9"	N/A	N/A	
	FrtLg3	N/A					Two 2" x 9"	N/A	N/A
	BkLgCfe	N/A					5 <sup>1</sup> / <sub>2</sub> " x 9"	N/A	N/A
FlpFrntLg	N/A	One piece Cut- away large enough to fit your hoop	N/A	N/A	N/A	N/A	4 <sup>3</sup> / <sub>4</sub> " x 11 <sup>1</sup> / <sub>2</sub> "	Flap Lining: 4 <sup>3</sup> / <sub>4</sub> " x 11 <sup>1</sup> / <sub>2</sub> "	
FlpBkLg	N/A	One piece Cut- away large enough to fit your hoop	N/A	N/A	N/A	N/A	4 <sup>3</sup> / <sub>4</sub> " x 11 <sup>1</sup> / <sub>2</sub> "	Flap Lining: 4 <sup>3</sup> / <sub>4</sub> " x 11 <sup>1</sup> / <sub>2</sub> "	

Additional Supplies to have on hand:

wof=Width of Fabric

Embroidery Thread

Embroidery bobbin thread

Superior Vanish Lite Thread

9<sup>3</sup>/<sub>4</sub>" x 7<sup>1</sup>/<sub>2</sub>" Composition Journal

2" elastic (optional)

