

HoopSisters

SEE WHAT YOUR EMBROIDERY
MACHINE CAN REALLY DO



Fleur De Lis

EMBROIDABLOCK OF THE MONTH

- 2019 -

Copyright © 2019 HoopSisters





Copyright © 2019 HoopSisters

Fleur De Lis Fabric and Thread Key

Without Optional Border

We used Windham's Palette Line

Quilt Front

	Fabric 1 Mediterranean
	Fabric 2 Lemongrass
	Fabric 3 Pink
	Fabric 4 Papaya
	Fabric 5 Lavender
	Fabric 6 Concord



Video Link: <httpS://www.hoopsisters.com/fleur-de-lis-videos/>

Photocopying, digitizing, and all other copying to "share" these instructions is strictly prohibited by law. Thank you for respecting the designer's copyright.

For more EmbroidaBlocks, please visit:

www.hoopsisters.com



Copyright © 2019 HoopSisters

Fleur De Lis Fabric and Thread Key

With Optional Border

Quilt Front

	Fabric 1 Mediterranean
	Fabric 2 Lemongrass
	Fabric 3 Pink
	Fabric 4 Papaya
	Fabric 5 Lavender
	Fabric 6 Concord



Video Link: <http://www.hoopsisters.com/fleur-de-lis-videos/>

Photocopying, digitizing, and all other copying to "share" these instructions is strictly prohibited by law. Thank you for respecting the designer's copyright.

For more EmbroidaBlocks, please visit:

www.hoopsisters.com



Copyright © 2019 HoopSisters

Optional Pieced Back

Shown without Optional Border

Quilt Back



Fabric 1
Mediterranean




Fabric 2
Lemongrass

Fabric 1 and 2 for the quilt back can be different than fabrics 1 and 2 on the quilt front OR, they can be the same.

Refer to *FDL Optional Back* document for cutting fabric and making half square triangles.

Use the Electric Quilt 8 file provided to make your own unique layout of the half square triangle blocks.



Optional Pieced Back

Shown with Optional Border

Quilt Back



Fabric 1




Fabric 2



Fabric 3

Optional Border corners are made with one piece of fabric. Choose to use whatever fabric you want for these corners. Fabric requirements are for Fabrics 1, 2 and 3.

Sashing fabric is for all one color sashing. Please feel free to be creative and change sashing fabric for whatever suits you.



Photocopying, digitizing, and all other copying to "share" these instructions is strictly prohibited by law. Thank you for respecting the designer's copyright.

For more EmbroidaBlocks, please visit:


www.hoopsisters.com



Copyright © 2019 HoopSisters

Fleur De Lis Fabric Key

Without Optional Border—Choose One Color Backing, OR, Optional Pieced Back



9 inch	70"x70"					One Color Back OR	Optional Pieced Back		Sashing	Binding	Battilizer®	Optional Wool
Fabric 1	Fabric 2	Fabric 3	Fabric 4	Fabric 5	Fabric 6		Fabric 1	Fabric 2				1 - Double
¾ yd	⅝ yd	½ yd	1 yd	4¼ yd	4¼ yd	4½ yds	2¾ yds	2¾ yds	1½ yd	¾ yd	2-15 yd rolls	96" x 93"

8 inch	62"x62"					One Color Back OR	Optional Pieced Back		Sashing	Binding	Battilizer®	Optional Wool
Fabric 1	Fabric 2	Fabric 3	Fabric 4	Fabric 5	Fabric 6		Fabric 1	Fabric 2				1 - Twin
⅔ yd	½ yd	⅓ yd	¾ yd	3⅓ yd	3 yd	4 yds	2¼ yds	2¼ yds	1¼ yd	¾ yd	2-15 yd rolls	93" x 72"

7 inch	56"x56"					One Color Back OR	Optional Pieced Back		Sashing	Binding	Battilizer®	Optional Wool
Fabric 1	Fabric 2	Fabric 3	Fabric 4	Fabric 5	Fabric 6		Fabric 1	Fabric 2				1 - Twin
½ yd	½ yd	⅓ yd	½ yd	2⅔ yd	2¾ yd	3½ yds	2 yds	2 yds	1 yd	½ yd	2-15 yd rolls	93" x 72"

6 inch	46"x46"					One Color Back OR	Optional Pieced Back		Sashing	Binding	Battilizer®	Optional Wool
Fabric 1	Fabric 2	Fabric 3	Fabric 4	Fabric 5	Fabric 6		Fabric 1	Fabric 2				1 - Throw
½ yd	¼ yd	¼ yd	½ yd	2⅞ yd	2¼ yd	3 yds	1¼ yds	1¼ yds	1 yd	½ yd	20 yd rolls	60" x 60"

5 inch	40"x40"					One Color Back OR	Optional Pieced Back		Sashing	Binding	Battilizer®	Optional Wool
Fabric 1	Fabric 2	Fabric 3	Fabric 4	Fabric 5	Fabric 6		Fabric 1	Fabric 2				1 - Crib
½ yd	⅓ yd	¼ yd	½ yd	1½ yd	1⅞ yd	2½ yds	1½ yds	1½ yds	1 yd	⅜ yd	20 yd rolls	60" x 46"

Photocopying, digitizing, and all other copying to "share" these instructions is strictly prohibited by law. Thank you for respecting the designer's copyright.


For more EmbroidaBlocks, please visit:

www.hoopsisters.com



Fleur De Lis Fabric Key

With Optional Border - Choose One Color Backing, OR, Optional Pieced Back



9 inch	111" x 111"					One Color Back OR	Optional Pieced Back			Sashing	Binding	Battilizer®	Optional Wool
Fabric 1	Fabric 2	Fabric 3	Fabric 4	Fabric 5	Fabric 6		Fabric 1	Fabric 2	Fabric 3				1 - King 122" x 122"
1½ yds	1¼ yds	1¼ yds	1⅓ yds	8¼ yds	8⅓ yds	11½ yds	2⅞ yds	5⅔ yds	4⅓ yds	4 yd	1 yd	3-15 yd rolls	& 1 Craft 46" x 36"

8 inch	98" x 98"					One Color Back OR	Optional Pieced Back			Sashing	Binding	Battilizer®	Optional Wool
Fabric 1	Fabric 2	Fabric 3	Fabric 4	Fabric 5	Fabric 6		Fabric 1	Fabric 2	Fabric 3				1 - King
1¼ yds	1 yd	1 yd	1 yd	6⅔ yds	6½ yds	9¾ yds	2⅞ yds	5 yds	3⅔ yds.	4 yd	1 yd	3-15 yd rolls	122" x 122"

7 inch	88" x 88"					One Color Back OR	Optional Pieced Back			Sashing	Binding	Battilizer®	Optional Wool
Fabric 1	Fabric 2	Fabric 3	Fabric 4	Fabric 5	Fabric 6		Fabric 1	Fabric 2	Fabric 3				1 - Queen
1 yd	1 yd	¾ yd	⅔ yd	5½ yds	5⅝ yds	8¾ yds	2 yds.	4 yds.	3 yds.	2 yd	1 yd	3-15 yd rolls	108" x 93"

6 inch	73" x 73"					One Color Back OR	Optional Pieced Back			Sashing	Binding	Battilizer®	Optional Wool
Fabric 1	Fabric 2	Fabric 3	Fabric 4	Fabric 5	Fabric 6		Fabric 1	Fabric 2	Fabric 3				1 - Double
1 yd.	½ yd.	¾ yd	⅝ yd	4⅞ yds	4½ yds	6¾ yds	2⅞ yds	3 yds	2¼ yds	2 yd	¾ yd	2-15 yd rolls	96" x 93"

5 inch	62" x 62"					One Color Back OR	Optional Pieced Back			Sashing	Binding	Battilizer®	Optional Wool
Fabric 1	Fabric 2	Fabric 3	Fabric 4	Fabric 5	Fabric 6		Fabric 1	Fabric 2	Fabric 3				1 - Twin
¾ yd	½ yd	½ yd	½ yd	3¼ yds	3⅓ yds	5 yds	1⅞ yds	2⅞ yds	1¾ yds	2 yd	¾ yd	2-15 yd rolls	93" x 72"



Fleur De Lis Thread Key

9" Blocks	Main Quilt	Main Quilt
Emb. Bobbin	3920 yds.	8033 yds.
Water Soluble	1260 yds.	2835 yds.
Neutral	147 yds.	244 yds.
Thread A	807 yds.	1351 yds.
Thread B	711 yds.	2165 yds.
Thread C	615 yds.	1260 yds.
Thread D	1021 yds.	2063 yds.
Thread E	2668 yds.	7056 yds.



8" Blocks	Main Quilt	Main Quilt
Emb. Bobbin	3485 yds.	7140 yds.
Water Soluble	1120 yds.	2520 yds.
Neutral	130 yds.	217 yds.
Thread A	717 yds.	1361 yds.
Thread B	632 yds.	1925 yds.
Thread C	547 yds.	1120 yds.
Thread D	908 yds.	1834 yds.
Thread E	2372 yds.	6272 yds.

The Fleur De Lis Thread Key is an estimate of how much thread you will need. The numbers given are based strictly on stitches. That means it does not include thread tails or jump threads.

Each thread manufacturer has different size spools and yardages. Please check the yardage on the label and calculate the number of spools you will need to buy.

6" Blocks	Main Quilt Only	Main Quilt & Border
Emb. Bobbin	2552 yds.	5228 yds.
Water Soluble	820 yds.	1845 yds.
Neutral	96 yds.	159 yds.
Thread A	525 yds.	997 yds.
Thread B	463 yds.	1409 yds.
Thread C	401 yds.	820 yds.
Thread D	665 yds.	1343 yds.
Thread E	1736 yds.	4600 yds.

7" Blocks	Main Quilt Only	Main Quilt & Border
Emb. Bobbin	3111 yds.	6375 yds.
Water Soluble	1000 yds.	2250 yds.
Neutral	116 yds.	193 yds.
Thread A	640 yds.	1215 yds.
Thread B	564 yds.	1718 yds.
Thread C	488 yds.	1000 yds.
Thread D	810 yds.	1637 yds.
Thread E	2117 yds.	5600 yds.

5" Blocks	Main Quilt Only	Main Quilt & Border
Emb. Bobbin	2208 yds.	4527 yds.
Water Soluble	710 yds.	1598 yds.
Neutral	83 yds.	138 yds.
Thread A	455 yds.	863 yds.
Thread B	401 yds.	1220 yds.
Thread C	347 yds.	710 yds.
Thread D	576 yds.	1163 yds.
Thread E	1504 yds.	3976 yds.

**For more EmbroidaBlocks,
please visit:**

www.hoopsisters.com

Photocopying, digitizing, and all other copying to "share" these instructions is strictly prohibited by law. Thank you for respecting the designer's copyright.



Fleur De Lis Fabric and Thread Key

Swatch Sheet

Fabric 1

Quilt Front

Appliques

Place Swatch Here

Fabric 2

Quilt Front

Appliques

Place Swatch Here

Fabric 3

Quilt Front

Appliques

Place Swatch Here

Fabric 4

Quilt Front

Appliques

Place Swatch Here

Fabric 5

Quilt Front

Place Swatch Here

Background: Light-
er Shade of Fabric 6

Fabric 6

Quilt Front

Place Swatch Here

Background: Darker
Shade of Fabric 5

Backing

One Color and
Fabric 1 Pieced
Quilt Back

Place Swatch Here

Backing

Fabric 2

Pieced Quilt Back
only

Place Swatch Here

Backing

Fabric 3

Pieced Quilt Back
only

Place Swatch Here

Sashing

Place Swatch Here

Miscellaneous Threads:

Polyester Embroidery Threads Recommended

Embroidery Bobbin Thread

Water Soluble Thread

Neutral Thread

Thread A _____ Match Fabric 1

Thread B _____ Match Fabric 2

Thread C _____ Match Fabric 3

Thread D _____ Match Fabric 4

Thread E _____ Match Fabric 5/6

Binding

Place Swatch Here

Photocopying, digitizing, and all other copying to "share" these instructions is strictly prohibited by law. Thank you for respecting the designer's copyright.

**For more EmbroidaBlocks,
please visit:**

www.hoopsisters.com


HoopSisters

SEE WHAT YOUR EMBROIDERY
MACHINE CAN REALLY DO



Fleur De Lis
EMBROIDABLOCK OF THE MONTH
- 2019 -

Copyright © 2019 Hoopsisters



Photocopying, digitizing, and all other copying to "share" these instructions is strictly prohibited by law. Thank you for respecting the designer's copyright.

For more EmbroidaBlocks, please visit:

www.hoopsisters.com

www.hoopsisters.com

866.497.4068

info@hoopsisters.com


Hoop Sisters

SEE WHAT YOUR EMBROIDERY MACHINE CAN REALLY DO



Fleur De Lis
EMBROIDABLOCK OF THE MONTH
- 2019 -

Copyright © 2019 Hoopsisters



Photocopying, digitizing, and all other copying to "share" these instructions is strictly prohibited by law. Thank you for respecting the designer's copyright.

For more EmbroidaBlocks, please visit:

www.hoopsisters.com

www.hoopsisters.com

866.497.4068

info@hoopsisters.com

HoopSisters

SEE WHAT YOUR EMBROIDERY
MACHINE CAN REALLY DO




Fleur De Lis

EMBROIDABLOCK OF THE MONTH

- 2019 -

Copyright © 2019 Hoopsisters



Photocopying, digitizing, and all other copying to "share" these instructions is strictly prohibited by law. Thank you for respecting the designer's copyright.

For more EmbroidaBlocks, please visit:

www.hoopsisters.com

www.hoopsisters.com

866.497.4068

info@hoopsisters.com

Hoop Sisters

SEE WHAT YOUR EMBROIDERY
MACHINE CAN REALLY DO




Fleur De Lis

EMBROIDABLOCK OF THE MONTH

- 2019 -

Copyright © 2019 Hoopsisters



Photocopying, digitizing, and all other copying to "share" these instructions is strictly prohibited by law. Thank you for respecting the designer's copyright.

For more EmbroidaBlocks, please visit:

www.hoopsisters.com

www.hoopsisters.com

866.497.4068

info@hoopsisters.com

Hoop Sisters

SEE WHAT YOUR EMBROIDERY
MACHINE CAN REALLY DO



Fleur De Lis

EMBROIDABLOCK OF THE MONTH

- 2019 -

Copyright © 2019 Hoopsisters



Photocopying, digitizing, and all other copying to "share" these instructions is strictly prohibited by law. Thank you for respecting the designer's copyright.

For more EmbroidaBlocks, please visit:

www.hoopsisters.com

www.hoopsisters.com

866.497.4068

info@hoopsisters.com

Hoop Sisters

SEE WHAT YOUR EMBROIDERY
MACHINE CAN REALLY DO


Fleur De Lis
EMBROIDABLOCK OF THE MONTH
- 2019 -

Copyright © 2019 Hoopsisters



Photocopying, digitizing, and all other copying to "share" these instructions is strictly prohibited by law. Thank you for respecting the designer's copyright.

For more EmbroidaBlocks, please visit:

www.hoopsisters.com

www.hoopsisters.com

866.497.4068

info@hoopsisters.com

Hoop Sisters

SEE WHAT YOUR EMBROIDERY
MACHINE CAN REALLY DO



Fleur De Lis

EMBROIDABLOCK OF THE MONTH

- 2019 -

Copyright © 2019 Hoopsisters



Photocopying, digitizing, and all other copying to "share" these instructions is strictly prohibited by law. Thank you for respecting the designer's copyright.

For more EmbroidaBlocks, please visit:

www.hoopsisters.com

www.hoopsisters.com

866.497.4068

info@hoopsisters.com

Hoop Sisters

SEE WHAT YOUR EMBROIDERY
MACHINE CAN REALLY DO




Fleur De Lis

EMBROIDABLOCK OF THE MONTH

- 2019 -

Copyright © 2019 Hoopsisters



Photocopying, digitizing, and all other copying to "share" these instructions is strictly prohibited by law. Thank you for respecting the designer's copyright.

For more EmbroidaBlocks, please visit:

www.hoopsisters.com

www.hoopsisters.com

866.497.4068

info@hoopsisters.com

Hoop Sisters


SEE WHAT YOUR EMBROIDERY
MACHINE CAN REALLY DO



Fleur De Lis
EMBROIDABLOCK OF THE MONTH
- 2019 -

Copyright © 2019 Hoopsisters

Refer to one of the colored quilts as a guide to color your own quilt!



Photocopying, digitizing, and all other copying to "share" these instructions is strictly prohibited by law. Thank you for respecting the designer's copyright.

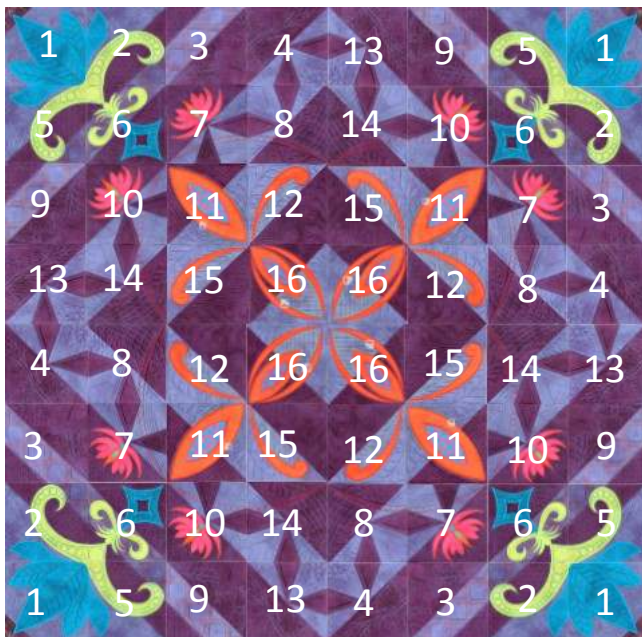
For more EmbroidaBlocks, please visit:

www.hoopsisters.com

www.hoopsisters.com

866.497.4068

info@hoopsisters.com



Fleur De Lis Wall Hanging is stunning on its own (left) and can also be turned into a larger quilt as shown below. Simply purchase the optional border CD, turn it on point and add the borders!

5 Month Program Fleur De Lis Wallhanging

Month 1) Blocks 1, 2 and 5 - 12 Blocks

Month 2) Blocks 3, 6 and 9 - 12 Blocks

Month 3) Blocks 4, 7, 10 and 13 - 16 Blocks

Month 4) Blocks 8, 11 and 14—12 Blocks

Month 5) Blocks 12, 15 and 16—12 Blocks

Programs with Optional Border CD Purchase

5 Month Program *Fleur De Lis* Quilt

Optional Border blocks (purchased separately) are underlined

Month 1) Same as above - 12 Blocks, plus B1, B8, B9, B14, B15B18 - 24 Blocks

Month 2) Same as above - 12 Blocks, plus B4, B5, B2B7 - 16 Blocks

Month 3) Same as above - 16 Blocks, plus B10B13, B3B12, B6B11 - 24 blocks

Month 4) Same as above - 12 Blocks, plus B16, B17, B19, B20, B21, B22 - 24 Blocks

Month 5) Same as above - 12 blocks, plus Border Triangle - 28 Blocks

10 Month Program *Fleur De Lis* Quilt

Optional Border blocks (purchased separately) are underlined

Month 1) Same as above - 12 Blocks

Month 2) Same as above - 12 Blocks

Month 3) Same as above - 16 Blocks

Month 4) Same as above - 12 Blocks

Month 5) Same as above - 12 blocks

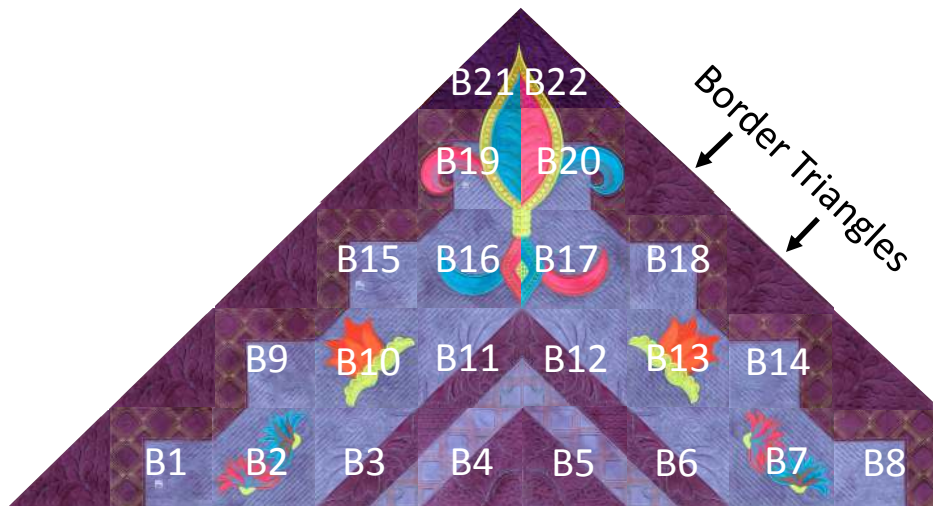
Month 6) B1, B8, B9, B14, B15B18 - 24 Blocks

Month 7) B4, B5, B2B7 - 16 Blocks

Month 8) B10B13, B3B12, B6B11 - 24 blocks

Month 9) B16, B17, B19, B20, B21, B22 - 24 Blocks

Month 10) Border Triangle - 28 Blocks






Copyright © 2019 HoopSisters

OPTIONAL Pieced Backing

Back of Fleur De Lis without optional border

Note: The row letters are reversed



Video Link: <http://www.hoopsisters.com/sisterhood-videos/>

Photocopying, digitizing, and all other copying to "share" these instructions is strictly prohibited by law. Thank you for respecting the designer's copyright.

For more EmbroidaBlocks, please visit:

www.hoopsisters.com



OPTIONAL Pieced Backing

Back of Fleur De Lis with optional border

Note: The row letters are reversed. Border blocks do not use pieced half square triangles.

