

# Heirloom Creations

3800 S Western Ave, Sioux Falls, SD 57105

605-332-4435

[www.heirloomcreations.net](http://www.heirloomcreations.net)

Monday - Friday 10 - 6pm  
Saturday 10 - 4pm



## MACHINE SERVICE

Have your sewing machines, sergers and embroidery machines professionally serviced once a year to keep them running in top condition. We service ALL brands of sewing machines. Same day appointments available.

## SHARPENING SERVICES

Local chefs trust Heirloom Creations to sharpen their knives! Knives \$5, Scissors \$7, Rotary Cutter Blades \$4

## 30 DAY PRICING GUARANTEE

If the price goes down within 30 days of your purchase of a new Bernina, Husqvarna Viking or Pfaff sewing machine or sewing cabinet, we will refund 100% of the difference.

## SEWTOPIA SEWING CLUB

Membership runs a full 12 months. Join at any time to start receiving discounts and gain entrance to the 10 monthly Sewtopia Club presentations.

Check out Heirloom Creations' Facebook page for extra tips, pictures, show-n-tell, and new arrivals.

Watch over 3,000 educational videos on sewing machines, sergers, embroidery machines, accessories, machine cleaning & industry updates.

Find us on Facebook, YouTube and blueprint for even more creative ideas!



## WELCOME TO HEIRLOOM CREATIONS!

Our dedicated team of sewists, instructors and sewing machine technicians work daily to keep everyone stitching at optimal levels. Whether by teaching something new, helping a sick sewing machine get better or connecting you with the right sewing machine presser foot or accessory to be successful, we speak all things sewing! No matter how big or small the need, our sewing machine experts are ready to help. Come see why Heirloom Creations is the best place to purchase your next sewing machine. Our Motto is Simple... *"Make Sewing Easy"*.

## 2020 IS GOING TO BE BIGGER THAN EVER

We are increasing the number of events we are hosting by adding guest speakers to our Sewtopia Sewing Club lectures and ramping up additional class topics. Make sure you receive our Monday morning e-mails to stay up on all the excitement as additional announcements are made.

## NEW SERGERS

Both HUSQVARNA VIKING and PFAFF have released AFFORDABLE air jet threading sergers! With amazing introductory pricing, come see how easy and fast these sergers are to thread. Video tutorials can also be found on [SewingMastery.com](http://SewingMastery.com).



## ONLINE SUPPLY LISTS

We can not print everything about every class in this newsletter - this is only a starting place! Please check the website for additional details and supply lists for each class.

## TRY OUT AN EMBROIDERY MACHINE

Selecting the right embroidery machine can be scary if you have never embroidered. Join us for one of our many scheduled hands-on embroidery classes or Kimberbell Academies to start your own research. Talk to other students, try different models and make your own educated decision. We have embroidery machines starting at \$999.

## OWN A NEW SEWING MACHINE AND NEED SOME BASIC THREADING SKILLS?

We have added a \$25 1.5 hour SEWING MACHINE ABC'S class to help with basics like winding a bobbin, threading, tension and stitch adjustments. Dates and times are on page 10.

## STITCHING COSMOS 2020

The Stitching Cosmos 10-month and 5-month Summer School dates are set! Master over 25 sewing techniques and 18 presser feet on your own machine. Online Stitching Cosmos courses are also available! Visit [SewingMastery.com](http://SewingMastery.com) to preview 10 videos for free!



## HUSQVARNA VIKING EPIC 2

Husqvarna Viking has introduced the industry's newest sewing and embroidery machine. Join us for an EPIC 2 launch party January 2020.

## OUR PRIVATE FACEBOOK GROUP

Keep up with event pictures and announcements via the **Friends of Heirloom Creations FACEBOOK Group**. Hop over and join today!

## DO YOU HAVE THE RIGHT SEWING CHAIR?

We do! Take a class and you quickly realize how comfortable a sewing chair can be. We know sewing will be more enjoyable with the right chair and sewing cabinet. If you are in pain after only a short sewing session, something needs to change. Come talk to our sewing comfort specialists.



## THANK YOU

Thank you to everyone who has trusted us with their sewing machine service and purchases over the last 30 years. We are always a phone call or e-mail away. Be sure to sign up for Heirloom Creations' Monday morning e-mail at [HeirloomCreations.net](http://HeirloomCreations.net) for weekly sewing tips, specials and upcoming events.

## 2-DAY ACCUQUILT EVENT



### "There's a Die For That!" LECTURE

Ever looked at a pattern not written to be die cut and wished you knew what GO! Dies to use? Come learn how to "translate" that pattern and take advantage of the speed, ease and accuracy of the AccuQuilt GO!



### "First Date with BOB" LECTURE

This class is designed to introduce participants to the Block on Board dies. BOB dies give quilters the ability to cut an entire block from a single die.



### \*NEW\* Mastering GO! Qubes Using the Grid Method

This advanced class focuses on expanding the possibilities of the GO! Qube Mix & Match Blocks and Companion Sets. Using the grid method, students will learn how to take our basic 2x2 (4-patch) grid concept which the Qubes are based on, and expand to include 3x3 (9-patch), 5x5 (25-patch), 6x6 (36-patch) and 8x8 (64-patch).

## 3 LECTURES!

There's a Die For That!	Mar 27 (Fri)	10 - 12pm
First Date with B.O.B.	Mar 27 (Fri)	2 - 4pm
Mastering the Qube	Mar 28 (Sat)	10 - 12pm

Fee: \$20 per lecture, includes a \$10 credit toward AccuQuilt product.  
RSVP Required

## PFAFF PERFORMANCE ICON EVENT

Join Pfaff educator, Gina, as you tour through the sewing and quilting world of the PFAFF performance icon sewing machine. This non-embroidery machine is made with sewists and quilters in mind.



### ActivStitch™ Technology

Apply metallic and novelty threads to your project with expert precision using our revolutionary ActivStitch™ technology. Thread is fed perfectly through the machine for gorgeous results, all thanks to built-in sensors that actively measure and regulate your thread.



### Unlimited Creative Freedom

The Stitch Creator™ feature gives you the freedom to create new 9mm stitches or edit built-in stitches for unlimited creativity.



There is no other way to experience this machine than to sit down and play on it. Watch the website as future details are set. Please call if you are interested in joining us for the special event.

Feb 28 (Fri)	TBA
Feb 29 (Sat)	TBA





Kay Peterson



## Your \$25 Annual Sewtopia Sewing Club Membership Just Got an Upgrade!

Many sewing and quilting lectures and workshops cost between \$30 – \$300 depending on who is teaching and what is being taught. A \$25 Sewtopia Sewing Club Card is now VALUED over \$1,000!

We are excited to announce the Guest Speaker list for the 2019 – 2020 Sewtopia Sewing Club. The next 13 months are packed with guest educators from California, Georgia, Oklahoma, Washington, Colorado, Iowa, and South Dakota!

Sewtopia is a place for people who love to sew, quilt, serge and embroider! Come enjoy exciting new sewing techniques every month in a lecture/demo format and bring something for sew-n-tell. Sewtopia is open to all quilters, sewers and embroiderers owning any brand of sewing machine.

Sewtopia Sewing Club Members also receive year round discounts at the register on presser feet, embroidery CD's, stabilizer, needles, and threads. Additional specials are often posted for club members in attendance on the day of the club. Sewtopia meets the 2nd Tuesday of the month at 10 - 11:30am, 2 - 3:30pm or 6:30 - 8pm. Seating is first come, first serve, up to the first 50 people. Come early to guarantee your seat. No reservations needed.



Lois Klarenbeck

### Buy a 12-month Sewtopia Sewing Club Membership today for only \$25!

November 12	Kay Peterson, long arm quilter, fabric-aholic, quilt trunk show #1
January 14	Serger Mania with Sara Snuggerud
February 11	Edgy Bindings with Lois Klarenbeck
March 10	Kay Peterson, long arm quilter, fabric-aholic, quilt trunk show #2
April 14	Stitching Cosmos Reveal Party with Cut A Round Tool Designer Cheryl Phillips*
May 12	Katrina Walker*, garment sewist, embellishment and textile expert, even raises her own wool!
June 9	Paula Reid*, Ruler Work expert + a week long set of workshops
August 11	Hands-on event with Sara Snuggerud
September 8	Laurie Parker Trunk Show (all the way from Georgia)!
October 13	Terry VanDenBosch, AccuQuilt Pattern Designer and Island Batik Ambassador
November 10	Phil Carlton*, Viking/Pfaff Embroidery Software Expert and Trunk Show

**\*Indicates they will be teaching additional lectures/workshops the day or two before or after Sewtopia! All workshop details online.**



Cheryl Phillips



Paula Reid



Katrina Walker



Terri Vanden Bosch



Sara Snuggerud



## KIMBERBELL EVENTS



SPARKLE ALL THE WAY TO KIMBERBELL'S ONE-DAY CHRISTMAS EVENT!

These special 1-day or 2-day embroidery events feature Kimberbell's full academy curriculum. Kimberbell is known for super cute embellished in-the-hoop embroidery projects. You will be working through 3, 4, 5 or 6 projects on YOUR OWN embroidery machine and going home with each project FINISHED. Be inspired by friends who love to embroider like you. Improve your embroidery skills and learn new techniques while trying a variety of machine embroidery products. Kimberbell herself will be supplying your COMPLETE fabric kit with everything pre-cut, stabilizer, thread, embellishments, design CD, project kit and project kit bag! More details online!

We will provide food and plenty of entertainment for your relaxing time together. Limited to 14 people. Each academy will have a different theme. If you can't make it to a Kimberbell Academy, check out the monthly Kimberbell Club through the Heirloom Creations "Embroidery Social" classes.

**1-Day Academy Fee: \$99**  
'Tis the Season to Sparkle

**10 - 4pm**  
Nov 29 (Fri) or Nov 30 (Sat)

**2-Day Academy Fee: \$199**  
Oh Happy Day  
Kimberbell Kitchen

**10 - 4pm**  
Apr 2 - 3 (Thur/Fri)  
May 4 - 5 (Mon/Tue)

## KIMBERBELL EXCLUSIVES PARTY

NEW! Kick off the New Year with a Kimberbell party! We invite you to stitch out as many Kimberbell exclusive designs as you possibility can in two days! You will receive the ALL 2020 Kimberbell Exclusive 13 projects and full color printed handouts. We will have fabric and supplies for each exclusive design such as glitter sheets, mylar, trims, pillow forms and wooden hoops included with your party admission. Supplies are for one of each design per person and for only the projects you finish in class. Depending on the projects you select, you may be able to finish 6 or 10! No matter, you get to choose which ones you will finish at the party knowing you can complete everything else at home or at a future Embroidery Social.

Fee: \$199, includes all designs, USB stick, fabric, full color printed handouts, stabilizer and lunch each day

Jan 8 - 9 (Wed/Thur) 10 - 4pm  
Feb 28 - 29 (Fri/Sat) 10 - 4pm



# EMBROIDERY MACHINES STARTING AT \$999



# BEYOND EPIC™

HUSQVARNA® VIKING® DESIGNER EPIC™ 2 sewing and embroidery machine will take you beyond what you thought possible with the smartest connectivity in the home sewing machine industry.\* Welcome to our world of sewing!

## Designer | EPIC™ 2

Sewing and Embroidery Machine

- Best machine with connectivity with the *mySewnet™* Cloud\*
- Integrated Dual Feed Technology
- JoyOS ADVISOR™ features the most built-in tutorials on screen\*



husqvarnaviking.com

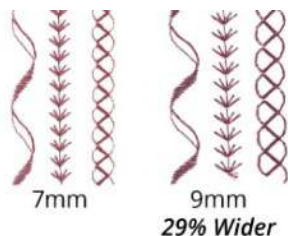


\*When compared to Brother Luminaire XP1, Bernina 880 Plus, Janome Memory Craft 15000.

VIKING, DESIGNER EPIC, MYSEWNET, and JOYOS ADVISOR are trademarks of KSKN Luxembourg II, S.à.r.l. HUSQVARNA and the "H" Crown Device are trademarks of Husqvarna AB and are used under license. © 2019 KSKN Luxembourg II, S.à.r.l. All rights reserved.



## HUSQVARNA VIKING EPIC 2 LAUNCH PARTY

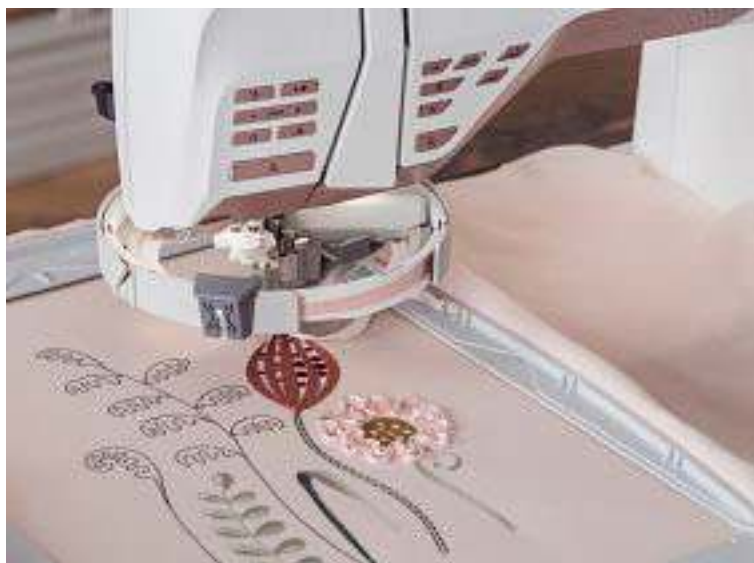


## Join Us For an Official Husqvarna Viking EPIC 2 Launch Party!

Get your hands on the sewing industry's newest super model and try out the extra wide stitches, Integrated Dual Feed Technology, industry first Ribbon Embroidery Attachment, adjustable laser sewing guidance and much more!

**Friday, January 30 or Saturday, January 31**

Times to be announced soon. Watch the website for all the details.  
We are taking names if you are interested.





## RULER WORK WITH PAULA REID



### THE 10 COMMANDMENTS OF SUCCESSFUL MACHINE QUILTING WITH PAULA REID

(Or How to Persuade a Wayward Quilt to Hang Straight!) This light-hearted lecture covers the various challenges you may encounter when machine quilting. Learn Paula's 10 commandments to help avoid common machine quilting problems and acquire useful techniques to wrestle a problem quilt into submission.

Jun 9 (Tue) 10am, 2pm or 6:30pm  
Fee: Sewtopia Club Membership (\$25 if not already a club member)

### RULER PLAY ON A DOMESTIC MACHINE WITH PAUL REID

Have you ever seen longarm quilters using rulers to keep their lines straight while in free motion? Or maybe executing curves and circles without having to draw on their quilts? Now there are feet and rulers for domestic sewing machines to do this technique! Spend an entire day with ruler work expert Paula Reid and your sewing machine to master all the basics.

Jun 10 (Wed) 10 - 5pm  
Jun 11 (Thur) 10 - 5pm  
Fee: \$99, lunch included

### CONTINUUM: A TWO DAY RULER PLAY PROJECT WITH PAULA REID

In this two day, intermediate level workshop you will master every part of the ruler work process. After completing this workshop you will have the skills to machine quilt any quilt with all the ruler work techniques. This once in a lifetime workshop is a must if you are ready to take your machine quilting skills to the next level. Please check the supply list for fabric prep.

Jun 12 - 13 (Fri/Sat) 10 - 5pm  
Fee: \$199, lunches included

## RULER WORK BASICS

Free motion quilting with rulers are on the rise for home sewers. What was once allowed only in the long arm quilting frame arena has finally spilled over to the home sewers. With the introduction of the new Ruler Foot and Bernina's Adjustable Ruler Foot #72, it is now possible to use thicker quilting rulers while doing traditional free motion quilting. We will do a variety of blocks and shapes to help gain the confidence needed to quilt your next quilt with precision and accuracy. This is a great prep class if you are planning to attend any of the Paula Reid workshops.

Class Fee: \$30 (Beginner)  
Feb 7 (Fri) 10 - 12:30pm  
Mar 21 (Sat) 10 - 12:30pm

## STITCHING COSMOS 2020 CLASSES



The Stitching Cosmos sewing machine program includes over 25 sewing techniques and 18 sewing machine presser feet and sewing machine technique each class. There is absolutely NO embroidery!

**"FAVORITE.  
CLASS. EVER."**

Explore a new technique with guided instruction and hands-on practice like machine appliqué, couching, pintucks, circle sewing attachment, fringe, chenille, bias binder, ruffler, decorative threads and decorative stitches.

**"LEARNED SOMETHING NEW IN EVERY CLASS"**

### WHAT IS THE DIFFERENCE BETWEEN THE 10-MONTH & THE 5-MONTH STITCHING COSMOS?

Choose to attend 10 classes over the course of the entire year (January through November, skipping June) or take the Summer session which is two classes per day (10am - 4:30pm) for five months (May through September). If you live a distance from Heirloom Creations, the summer 5-month option would be best.

### WHAT IF I MISS A CLASS?

No problem. We offer free make up classes at any of our scheduled Semi-Private classes or we can temporarily enroll you in the online course.

### 10-MONTH STITCHING COSMOS DATES

#### 10 Wednesday's Starting:

Jan 29, Feb 26, Mar 25, Apr 29, May 27, (skip June), Jul 29, Aug 26, Sept 30, Oct 28 & Nov 18, 2020  
10 - 12:30pm or 6 - 8:30pm

### 5-MONTH STITCHING COSMOS DATES

5 Thursday's: May 28, Jun 18, Jul 23, Aug 20, & Sept 17, 2020

5 Saturday's: May 30, Jun 20, Jul 25, Aug 22 & Sept 19, 2020  
10 - 4:30pm





## NEW! SOFTWARE CLASS

### SOFTWARE SOCIAL

Join Jill Roberts for a Premier+ 2 PC Software Social. For software users wanting to be challenged to try new things, explore new areas of the software and create amazing one-of-kind embroideries, this time is dedicated for you. Topics will include everything from lettering, appliqué, lace, editing and combining designs. Students are encouraged to bring their own projects to work on and share with the group. Time will be spent working through questions, project ideas and challenging each other to do more. Please note Jill is proficient with the PC version of the Premier+ 2 software. For additional videos and tutorials outside of these hands on classes, ask us about a 1-Year membership into the Vantage Software Support online courses and videos. Details below.

Class Fee: \$30 (Beginner)

Jan 21 (Tue) 10 - 12pm or 6 - 8pm  
Mar 24 (Tue) 10 - 12pm or 6 - 8pm

### VIKING & PFAFF FREE QUICK FONT SOFTWARE

This class will cover installing the free software that is available for all Viking & Pfaff embroidery machines. Learn how to use the Quick Font software to turn any computer font into a satin stitch, appliqué, outline or fancy filled font. Master how to download free fronts from Internet websites, install them in the computer and save them to a USB stick. Mac or PC laptop required for class.

Class Fee: \$30. (Beginner)  
Nov 2 (Sat) 10 - 12pm  
Apr 22 (Wed) 6 - 8pm



## EMBROIDERY SOFTWARE ACADEMY



The Embroidery Software Academy was designed to offer embroidery software users a series of classes to help open up the possibilities of embroidery software. Both Sara and Judeen will be team teaching this power packed academy.

This academy is open to owners of the Bernina Version 7 or 8 embroidery software, Viking/Pfaff Premier+2 embroidery software. Both PC or MAC owners welcome. You are welcome to come and observe without a computer if you prefer. This is not a "click class" - you will be shown embroidery software concepts and be encouraged to play around with the assistance of two embroidery software masters!

Class Fee: \$99 (Beginner)

Dec 12 & 19 (2 Thursdays)  
May 1 & 8 (2 Fridays)

Viking Software Session: 10 - 12:30pm  
Bernina Software Session: 2 - 4:30pm

### SESSION #1

- ♦ Learn embroidery software terminology such as formats, pictures and designs
- ♦ Master opening, selecting, combining, grouping and changing color of designs
- ♦ Expand beyond basic lettering options such as aligning and changing stitch out order
- ♦ Create your own thread chart and print templates
- ♦ Make your own Word Art motif
- ♦ Learn where to find extra online tutorials and videos
- ♦ Return home with a few homework items and designs to stitch out before next session

### SESSION #2

- ♦ Work with pictures for creating your own designs and logos
- ♦ Clarify quality of artwork for digitizing
- ♦ Learn how to split designs for rehooping larger projects
- ♦ Learn to make a design fit a quilt block
- ♦ Adjust the stitch out order to incorporated added lettering for in-the-hoop projects
- ♦ Bring your own logo/design to digitize with the tools your software offers
- ♦ Return home with homework to stitch and bring to a future Sewtopia Sewing Club!



Phil Carlton, Software Educator

A VANTAGE™ membership will help you get the most out of your embroidery software investment.

Ask about the VANTAGE™ Embroidery Software Support membership program at PFAFF® and HUSQVARNA VIKING® dealers, and HUSQVARNA VIKING® Sewing Gallery stores.

#### VANTAGE™ Embroidery Software Supports:

- PREMIER+™ 2 Embroidery System for Windows & Mac
- PREMIER+™ Embroidery System for Windows
- TrueE™ 3 Software for Mac

#### What you will love about VANTAGE™ Embroidery Software Support

- Fast, friendly support from knowledgeable team members.
- Monthly projects created just for our members. Each project designed to teach you new skills.
- Access to over 100 videos in the Step by Step Video Library with new videos added each month.
- Advanced Support which includes allowing our support team to remotely connect to your computer to troubleshoot.
- Exclusive monthly newsletters and email updates featuring helpful tips, hints, system information and more.
- Exclusive online education events.

#### VANTAGE™ Embroidery Software Support Dedicated Hours:

- Monday – Friday: 8:30 am – 8:00 pm CST

#### VANTAGE™ Membership Levels:

- 1-Year New Membership: \$149
- 2-Year New Membership: \$269
- 1-Year Renewal: \$139
- 2-Year Renewal: \$239



FREE PROJECT INSTRUCTIONS



MONTHLY NEWSLETTER



VIDEO LIBRARY: Access to over 100 step-by-step instructional videos



VANTAGE™ LIVE AND ON-DEMAND WEBCASTS



FREE, FAST, FRIENDLY SUPPORT

Heirloom Creations  
3800 S Western Ave, Sioux Falls SD 57105  
605-332-4435  
info@heirloomcreations.net

Enroll Today



## MACHINE EMBROIDERY

### EDGE TO EDGE QUILTING ON AN EMBROIDERY MACHINE

If you have ever wanted to quilt a quilt with your embroidery machine, check out *Edge-to-Edge Quilting on Your Embroidery Machine*. The Easy-Connect Quilting files and technique gives long-arm quilting results using a home embroidery machine. Book includes instructions for the Easy-Connect Quilting technique, the embroidery files needed to stitch out 10 quilting designs, and the *Baby Sew Fast* quilt pattern -- a project that is a great size for perfecting this technique. Book with design CD required.

Class Fee: \$40 (Beginner)  
Jan 23 (Thur) 10 - 1pm  
Apr 4 (Sat) 10 - 1pm




### EMBROIDERY SOCIAL

Each month we have set aside a flexible embroidery class time for embroidery users to gather, embroider and learn new techniques. Start a HoopSisters Block of the Month quilt, check out a Kimberbell Club project or two, make up a missed embroidery class, select a Sisterhood Embroidery Workshop collection or work on a Pickle Pie in-the-hoop project. See website for Embroidery Social project suggestions! We have space for up to 14 full size embroidery machines!

If you want to try out an embroidery machine, come join us and we will have you make a fun, quick embroidered item on one of our embroidery machines.

Class Fee: FREE with project purchase and RSVP (i.e. HoopSisters, Kimberbell, Pickle Pie, OESD, Anita Goodesign etc.)

Nov 25 (Mon) 10 - 1pm or 6 - 9pm  
Dec 30 (Mon) 10 - 1pm or 6 - 9pm  
Jan 27 (Mon) 10 - 1pm or 6 - 9pm  
Feb 24 (Mon) 10 - 1pm or 6 - 9pm  
Mar 30 (Mon) 10 - 1pm or 6 - 9pm  
Apr 20 (Mon) 10 - 1pm or 6 - 9pm



### HOOPSISTERS FEATHERED STAR

The Feathered Star quilt by HoopSisters always draws attention. This quilt is both embroidered and quilted, block by block, using an embroidery machine and is sewn together using the "HoopSister" piecing method. Take your embroider skills to the next level while mastering new techniques for in-the-hoop quilting. Block sizes range from 5" - 9", creating a wall hanging size up to a bed quilt. Star blocks can be arranged in any order by adding the beautifully embroidered spacer blocks for any layout and size desired. Enroll in the Embroidery Social class times. Embroidery Socials are FREE with Feathered Start design collection purchase or \$30 per session. Start on your schedule and attend as many Embroidery Social classes you need to learn all the steps.



**Husqvarna®**

**VIKING®**

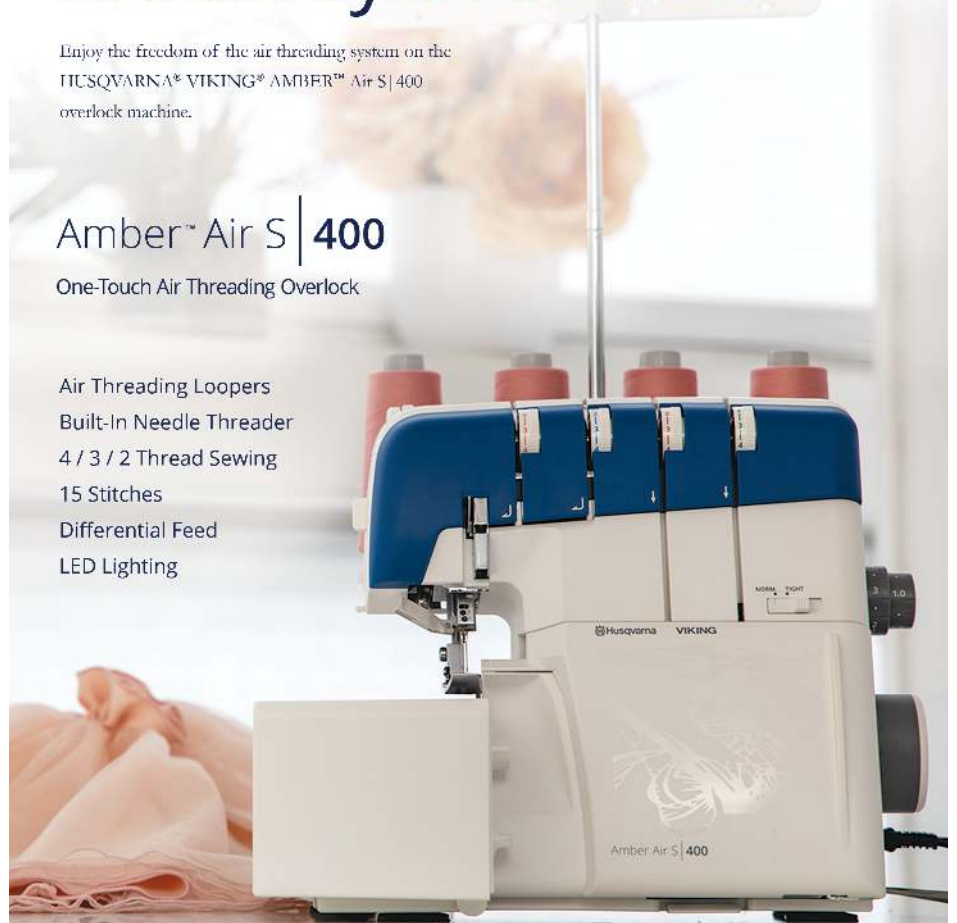
## Creativity In Motion

Enjoy the freedom of the air threading system on the HUSQVARNA® VIKING® AMBER™ Air S | 400 overlock machine.

### Amber™ Air S | 400

One-Touch Air Threading Overlock

Air Threading Loopers  
Built-In Needle Threader  
4 / 3 / 2 Thread Sewing  
15 Stitches  
Differential Feed  
LED Lighting



husqvarnaviking.com



© 2014 Husqvarna AB. All rights reserved. Husqvarna and Viking are registered trademarks of Husqvarna AB. All other trademarks are the property of their respective owners.



## SARA'S ONLINE COURSES



Find links to ALL 6 of Sara's online courses at [SewingMastery.com](http://SewingMastery.com). From mastering all your sewing machines presser feet and decorative stitches in the Stitching Cosmos courses to how to make a T-Shirt Quilt!

### NEWEST COURSES!

Sara has filmed three separate Stitching Cosmos courses on three different brands of machines. Own a Pfaff? Enroll in the Pfaff Stitching Cosmos Online Course. Bernina and Husqvarna owners also have their own separate courses too. Learn over 25 brand specific sewing techniques while mastering over 18 presser feet. Watch 10 videos for free as you audition the course to see if it is the right one for you.



### EMBROIDERY ESSENTIALS

The Embroidery Essentials class was developed to help embroiderers master their embroidery machine through a series of 15 hands-on embroidery techniques. This class is perfect for a brand new embroidery machine owner or an embroiderer who knows they are not using their embroidery machine to its fullest potential. We can take you from ZERO to HERO by having you repetitively completing different embroidery techniques. After completing the Embroidery Essentials Online Course we guarantee you will know and love your embroidery machine more than you ever thought possible. [www.Embroidery-Essentials.com](http://www.Embroidery-Essentials.com)

### SERGER SOLUTIONS: TROUBLESHOOTING TECHNIQUES

Learn serger troubleshooting techniques and make the most of your machine. Review the basic parts of your serger, then discover how to choose the best thread and spool placement for efficient serging. Identify balanced stitching and find the best tension to sew smooth, beautiful seams. With these essential skills covered, learn how to fix a thread break, select the proper needle and adjust the knife. Want to make your projects pop? Add decoration using ribbon and wooly nylon. Boost your know-how further as you learn to stitch the perfect rolled seam and flatlock stitch. Discover how to use the differential feed and a gathering foot to make projects with gorgeous texture. Take this online course through Blueprint (formerly Craftsyt). Find links to this course at [SewingMastery.com](http://SewingMastery.com).

### T-SHIRT QUILT: START TO FINISH

You Are just nine simple steps away from creating your first memory quilt! Join instructor Sara Snuggerud and tackle it all step by step, from selecting your tees to making your quilt sandwich. You bring the memories, and we will help you take it from there. Take this online course through Blueprint (formerly Craftsyt). Find links to this course at [SewingMastery.com](http://SewingMastery.com).

## SEMI-PRIVATE CLASSES

Limited to four people. We can teach you how to sew binding on a quilt, free motion quilt, use rulers for free motion ruler work, read a pattern, put in a zipper, make buttonholes, perfect ruffling fabric with a ruffler, master a serger's rolled hem, mend your favorite blue jeans, and much more. You name your sewing topic and we will teach you how to do it! Great for kids 12 years old and up. Please check the website to know what to bring to class. If you miss a class you already paid for, sign up for any Semi-Private class for NO extra charge for your make up session.

Class Fee: \$30 (Beginner)

Nov 5 (Tue)	6 - 8:30pm
Nov 26 (Tue)	10 - 12:30pm
Dec 10 (Tue)	10 - 12:30pm
Jan 28 (Tue)	10 - 12:30pm
Feb 18 (Tue)	6 - 8:30pm
Mar 17 (Tue)	10 - 12:30pm
Apr 7 (Tue)	10 - 12:30pm
Apr 28 (Tue)	6 - 8:30pm



Meet the Tula Pink Special Edition Bernina 770 QE & Bernina 570 QE sewing machines. These magical machines include fabulous gifts worth over \$4,300 including an embroidery unit! LIMITED QUANTITIES.

# Holiday Cheer IS HERE

Three NEW GO!® Dies

GO! Gingerbread Cookie

GO! Santa Stocking

GO! Classic 2" Alphabet Uppercase Set



## SEWING MACHINE MASTERY

### SM1 SEWING MACHINE BASICS

Just bought a new sewing machine? This hands-on class is open to owners of all brands of sewing machines. Sewing Mastery #1 is designed to build the foundation of basic use and sewing machine etiquette. Learn care and maintenance to keep your sewing machine running smoothly and have a long productive life. We will explore needles and their many different uses and quality sewing thread. Familiarize yourself with stitch settings to improve performance when trying new techniques. Understand the proper use of seam guides, basic feet, quarter-inch feet and walking feet.

### SM2 PRACTICAL SEWING TECHNIQUES

This hands-on class is open to owners of all brands of sewing machines. After attending Sewing Machine Mastery #1, take your new sewing machine to the next level while using a variety of different weights of fabric. Practice using many built in practical stitches for hemming, mending, overcasting, edge stitching and blind hemming. Understand what tension really means and how it works. Try out new uses for buttonholes and sewing on buttons. Those with a Bernina Stitch Regulator (BSR) will stay an extra ½ hour to learn how to use this special accessory.

### SM3 ADVANCED CREATIVE SEWING

This hands-on class is open to owners of all brands of sewing machines. Ready to explore sewing techniques not in your manual? This creative sewing class will cover decorative threads, decorative stitches, couching, appliqué varieties, double needle work while creating a small zipped bag. Those who have a built-in sewing machine memory will stay for ½ hour extra to learn all the cool things a memory can offer.

## ABOVE & BEYOND

### HUSQVARNA VIKING DESIGNER EPIC TRAINING DAY

For Husqvarna Viking Designer EPIC, Brilliance 80 & 980Q owners

Master these machines unique sewing features while learning to use sequin, pop-up and applique stitches. Explore more embroidery features with a small project.

### BERNINA 5, 7 & 8 SERIES BASICS

For Bernina 5, 7, & 8 Series owners

Familiarize yourself with the unique functions and tools built into the machine. Create awesome stitch combinations using the expanded memory options and directional stitching. Customize the sewing machine using the personal program for the way you sew.

### PFAFF ICON TRAINING DAY

For Pfaff creative & performance ICON owners

Master the ICON's unique sewing and embroidery features with this complete day of training. Performance ICON owners stay for half the day.

## SEWING MACHINE ABC'S

Open to all brands of sewing machines and embroidery machines owners

Do you have a sewing machine that you do not know how to use? No matter how new or old the sewing machine is, we can help you master the basics! This 1.5 hour class is designed to teach you threading, bobbin winding, how to adjust tensions, stitch lengths and stitch widths. With the basics mastered, sewing just got much more enjoyable! Embroidery machines welcome too!

Sewing Machine ABC's Fee: \$25

## EMBROIDERY MACHINE MASTERY

### E1 ABC'S OF EMBROIDERY

This lecture is open to all embroidery machine owners. Learn from an embroidery expert the true stabilizer theory to achieve perfect embroidery on all types of fabrics. Understand hooping, thread selection, tension, design selection and placement. Combine the power of the Internet with the creativity of an embroidery machine while learning basic downloading, unzipping, opening, saving and sizing options to expand to new levels. See what it takes to transfer designs from the computer to the sewing machine. We will also help in understanding the different embroidery file formats to use to your own benefit.

### E2 EMBROIDERY BASICS

This hands-on embroidery class is open to owners of all brands of embroidery machines. Explore hooping techniques, tension, design layout, lettering, on-screen editing and realignment for larger designs. Become familiar with all parts and use of your new embroidery machine.

## SERGER MASTERY

### S1 SERGER BASICS

This hands-on class is open to owners of all brands of sergers. Learn the fundamentals and theory behind how a serger is designed to work. Experience threading, three and four thread overlock stitches, rolled hem, how to use decorative threads and basic care and maintenance.

## CLASS FEES

All sewing machine mastery classes are FREE with qualifying purchase of a Bernina, Husqvarna Viking or Pfaff sewing machine. If you purchased your sewing machine from Heirloom Creations and the class was not included with your purchase we do offer the class for a discounted rate of \$49. Registration is required to attend. Check the supply list online or in the store for each class.

Mastery Class Fee: \$99

### ADDITIONAL DETAILS

All brands of sewing, embroidery machines and sergers welcome. Please pick up or print a supply list from the website. Due to the high demand of Mastery classes, please cancel classes at least 72 hours prior to the class. If paying for classes, Mastery classes #2 or higher have prerequisites of all previously numbered classes. One student per machine please. Minimum age for all Heirloom Creations classes is 12 years old.



### DID YOU PURCHASE A NEW MACHINE FROM HEIRLOOM CREATIONS?

Then these classes are INCLUDED with your Bernina, Husqvarna Viking or Pfaff machine purchase!

## CLASS DATES & TIMES

### SEWING MACHINE MASTERY #1

Dec 4 (Wed)	10 - 1:30pm
Jan 3 (Fri)	10 - 1:30pm
Feb 5 (Wed)	6 - 9pm
Apr 23 (Thur)	10 - 1:30pm

### SEWING MACHINE MASTERY #2

Dec 11 (Wed)	10 - 1:30pm
Jan 10 (Fri)	10 - 1:30pm
Feb 12 (Wed)	6 - 9pm
Apr 30 (Thur)	10 - 1:30pm

### SEWING MACHINE MASTERY #3

Nov 13 (Wed)	10 - 1:30pm
Dec 18 (Wed)	10 - 1:30pm
Jan 24 (Fri)	10 - 1:30pm
Feb 19 (Wed)	6 - 9pm
May 7 (Thur)	10 - 1:30pm

### SEWING MACHINE MASTERY MARATHON #1 & #2

Dec 20 (Fri)	10 - 4:30pm
Feb 1 (Sat)	10 - 4:30pm
Mar 26 (Thur)	10 - 4:30pm

### ABC'S OF EMBROIDERY (EM1)

Dec 6 (Fri)	10 - 1:30pm
Mar 16 (Mon)	6 - 9pm

### EMBROIDERY BASICS (EM2)

Dec 13 (Fri)	10 - 1:30pm
Mar 23 (Mon)	6 - 9pm

### EMBROIDERY MACHINE MARATHON (EM1 & EM2)

Jan 25 (Sat)	10 - 4:30pm
Apr 18 (Sat)	10 - 4:30pm

### SERGER BASICS (S1)

Dec 2 (Mon)	6 - 9pm
Jan 11 (Sat)	10 - 1:30pm
Mar 18 (Wed)	6 - 9pm

### HUSQVARNA VIKING DESIGNER EPIC

Nov 15 (Fri)	10 - 4pm
Apr 10 (Fri)	10 - 4pm

### BERNINA 5, 7 & 8 SERIES BASICS

Nov 18 (Mon)	10 - 12:30pm
Apr 8 (Wed)	10 - 12:30pm

### PFAFF ICON TRAINING DAY

Nov 22 (Fri)	10 - 4pm
Apr 17 (Fri)	10 - 4pm

### SEWING MACHINE ABC'S

Nov 23 (Sat)	10 - 11:30am
Dec 28 (Sat)	10 - 11:30am
Feb 3 (Mon)	5:30 - 7pm
Mar 4 (Wed)	10 - 11:30am
Apr 6 (Mon)	5:30 - 7pm




# NOVEMBER

ALL supply lists are online at [HeirloomCreations.net](http://HeirloomCreations.net)

SUNDAY	MONDAY	TUESDAY	WEDNESDAY	THURSDAY	FRIDAY	SATURDAY
					1	2 Viking/Pfaff Quick Font 10-12
3	4	5 Semi-Private Sewing Class 6-8:30	6 Sewing Machine Mastery #2 10-1:30	7	8 Mixed Media with Bernina Foot Book Author Susan Beck 10-5	9 Mixed Media with Bernina Foot Book Author Susan Beck 10-5
10	11	12 Sewtopia Sewing Club 10am, 2pm or 6:30pm Guest Quilter: Kay Peterson	13 Sewing Machine Mastery #3 10-1:30	14	15 Viking EPIC Training Day 10-4	16 Custom Embroidery Machine Quilting 10-12:30
17	18	19 Software Workshop with Jill 10-12 or 6-8	20 Stitching Cosmos 10/10 10-12:30 6-8:30	21 Bernina 5,7 & 8 Series Basics 10-12:30	22 Pfaff ICON Training Day 10-4	23 Sewing Machine ABC's 10-11:30
24	25 Embroidery Social 10-1 or 6-9	26 Semi-Private Sewing Class 10-12:30	27	28 THANKSGIVING CLOSED	29 Kimberbell Academy 'Tis the Season to Sparkle 10-4	30 Kimberbell Academy 'Tis the Season to Sparkle 10-4

# DECEMBER

SUNDAY	MONDAY	TUESDAY	WEDNESDAY	THURSDAY	FRIDAY	SATURDAY
1 	2 Sergey Mastery 6-9	3	4 Sewing Machine Mastery #1 10-1:30	5	6 Embroidery Machine Mastery #1 10-1:30	7
8	9	10 Semi-Private Sewing Class 10-12:30	11 Sewing Machine Mastery #2 10-1:30	12 Software Academy 1/2 Viking/Pfaff 10-12:30 Bernina 2-4	13 Embroidery Machine Mastery #2 10-1:30	14
15	16	17	18 Sewing Machine Mastery #3 10-1:30	19 Software Academy 2/2 Viking/Pfaff 10-12:30 Bernina 2-4	20 Sewing Machine Mastery Marathon 10-4:30	21
22	23	24 CHRISTMAS EVE CLOSED	25 CHRISTMAS	26	27	28 Sewing Machine ABC's 10-11:30
29	30 Embroidery Social 10-1 or 6-9	31 NEW YEARS EVE Closing at 4pm		Going out of town? Drop off your sewing machine for its annual SPA day.		

# JANUARY

SUNDAY	MONDAY	TUESDAY	WEDNESDAY	THURSDAY	FRIDAY	SATURDAY
Going out of town? Drop off your sewing machine for its annual SPA day.			1 NEW YEAR'S DAY CLOSED	2	3 Sewing Machine Mastery #1 10-1:30	4
5	6	7	8 Kimberbell Exclusives Party 2020 1/2 10-4	9 Kimberbell Exclusives Party 2020 2/2 10-4	10 Sewing Machine Mastery #2 10-1:30	11 Sergey Mastery 10-1:30
12	13	14 Sewtopia Sewing Club 10am, 2pm or 6:30pm Sergey Mania!	15	16	17	18
19	20	21 Software Workshop with Jill 10-12 or 6-8	22	23 Edge-to-Edge Quilting with an Embroidery Machine 10-1	24 Sewing Machine Mastery #3 10-1:30	25 Embroidery Machine Mastery Marathon 10-4:30
26	27 Embroidery Social 10-1 or 6-9 Font Software 2-4	28 Semi-Private Sewing Class 10-12:30	29 Stitching Cosmos 1/10 10-12:30 6-8:30pm	30 HUSQVARNA VIKING EPIC 2 HANDS-ON EVENT	31 HUSQVARNA VIKING EPIC 2 HANDS-ON EVENT	

FEBRUARY	SUNDAY	MONDAY	TUESDAY	WEDNESDAY	THURSDAY	FRIDAY	SATURDAY
							1 Sewing Machine Mastery Marathon 10-4:30
	2	3	4	5 Sewing Machine Mastery #1 6-9	6	7 Ruler Work 10-12:30	8
	9	10	11 Sewtopia Sewing Club 10am, 2pm or 6:30pm "Edgy Bindings" with Lois Klarenbeek	12 Sewing Machine Mastery #2 6-9	13	14	15
	16	17	18 Semi-Private Sewing Class 6-8:30	19 Sewing Machine Mastery #3 6-9	20	21 Pfaff Education Event with Gina	22 Pfaff Education Event with Gina
	23	24 Embroidery Social 10-1 or 6-9	25	26 Stitching Cosmos 2/10 10-12:30 6-8:30		28 Kimberbell Exclusives Party 2020 1/2 10-4	29 Kimberbell Exclusives Party 2020 2/2 10-4

MARCH	SUNDAY	MONDAY	TUESDAY	WEDNESDAY	THURSDAY	FRIDAY	SATURDAY
	1	2	3	4	5	6	7
	8	9	10 Sewtopia Sewing Club 10am, 2pm or 6:30pm Guest Quilter: Kay Peterson	11	12	13	14
	15	16 Embroidery Machine Mastery #1 6-9	17 Semi-Private Sewing Class 10-12:30	18 Singer Mastery 6-9	19	20	21 Ruler Work 10-12:30
	22	23 Embroidery Machine Mastery #2 6-9	24 Jill's Embroidery Software Workshop 10-12 or 6-8	25 Stitching Cosmos 3/10 10-12:30 6-8:30	26 Sewing Machine Mastery Marathon 10-4:30	27 AccuQuilt Event There's a Die for That 10-12 First Date with BOB 2-4	28 AccuQuilt Event Mastering the Qube 10-12
	29	30 Embroidery Social 10-1 or 6-9	31	April 1	April 2 Kimberbell Academy 1/2 "Oh Happy Day" 10-5	April 3 Kimberbell Academy 2/2 "Oh Happy Day" 10-5	April 4 Edge-to-Edge Quilting with an Embroidery Machine 10-1



**Sewing Tables Starting at \$229**