

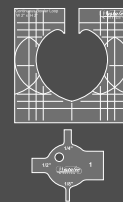
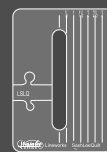
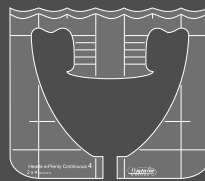

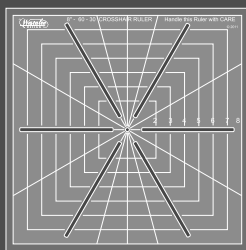
Quilt Class in a Bag

"Continuum"

A Touch of Nouveau, Deco and Contemporary



Designed by
Leonie West ©2017



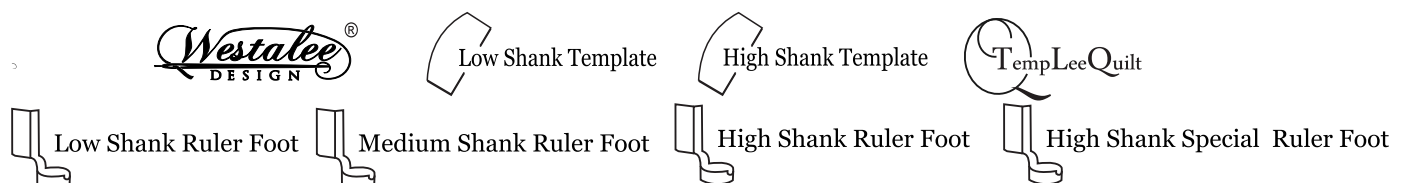
Quilt measures 87" x 78"

Continuum
A Touch of Nouveau, Deco and Contemporary

Westalee Design is an ethical company.
All Designs for tools and patterns are original and are designed by Leonie West and Bill West.
Copyright is owned by Leonie West or Bill West.
We respect the rights of original designers.

Writing a book takes many months and we make every endeavour to make sure that there are no errors, but we are only human. If you do however find a mistake, please let us know gently, so that corrections

All Westalee Design - Designs, Tools, Patterns, Books, Graphics, Videos and Text are protected by Copyright and Trademark Laws ©2007-2017, and cannot be reproduced by any means or in any form without the written consent of Westalee Design. By purchasing any Westalee Design product you agree to abide by International Copyright Law.
All rights Reserved 2007-2017.



Continuum
A Touch of Nouveau, Deco and Contemporary

These written instructions are to be used in conjunction with the DVD instructions supplied with this kit.

The instructions given in this book are for requirements, cutting instructions and marking the blocks directions.

All quilting instructions and construction information are on the DVD.

Read the measurements carefully - measure accurately before cutting.

Follow the DVD instruction for quilting the blocks.

Sashing the blocks together using the SashLeeQuilt Template and the Westalee Ruler Foot is easy. Sash the blocks into rows and then sash the rows together. The SashLeeQuilt video is included on the DVD.

Finish the quilt with binding. We have included the Bound to Fit video instructions on the DVD.

Note:- The fabric requirements are given for using 1 fabric for the quilt top and 1 fabric for the quilt backing. Page 8 gives you fabric requirements for individual blocks - you should add to this for straightening of the fabric.

Continuum


A Touch of Nouveau, Deco and Contemporary

Continuum is the 3rd quilt in our "Creative Quilting Inspirations" Class Series. Continuum was both fun to design and quilt. I wanted to challenge you with some new techniques, larger sized blocks and a bed size quilt. The quilt is made of 13 blocks, repeated to make 41 blocks which are sewn into 7 rows. The 7 rows are then sewn together to make an 87" x 78" quilt.

As usual naming the quilt has been difficult, more difficult than the designing and quilting. They are the easy parts. When I look at the quilt I see Art Nouveau in the Spin-e-fex 11 and the Hearts-a-Plenty quilted designs and the straight line background fill makes me think of Art Deco. The setting and the colours are Contemporary. So with the coming together of 3 eras of art, "Continuum" seemed the perfect name.

I hope that you enjoy making this quilt as much as I did.

Leonie West



Continuum
A Touch of Nouveau, Deco and Contemporary

Requirements

Westale Design Ruler Foot to suit your sewing machine

Fabric Requirements

Based on 120cm (44") width of fabric (good quality patchwork cotton)

7½ mts (8.5 yards) Top Fabric

7½ mts (8.5 yards) Backing Fabric

Batting

4mts (150") x 240cm (88") width Batting

Sashing

2mts (80") x 120cm (44") width of fabric

Sashings are cut at **1"** for the front of quilt and **1.25"** for the back of the quilt.

Note: If you cut the long strips of sashing across the width of fabric and join them you will require less fabric.

Binding

80cm (30") x 120cm (44") width of fabric

You will also need

Thread - *use good quality quilting thread*

Machine Needles - Topstitch or Quilting

Basting spray (if you choose)

Marking pen of your choice - *make sure that the marking pen that you choose removes from your fabric*

Self threading needles (Top threading)

Fabric Glue with a fine tip applicator - for joining the blocks together

General quilting supplies

Continuum

A Touch of Nouveau, Deco and Contemporary

Cutting Guide

Cut	First Cut (before quilting)		Second Cut (After quilting)		Finished Size	
Row 1 & 7						
A x 4	A	15" x 10"	A	12.5" x 7.5"	A	12" x 7"
B x 4	B	15" x 5.5"	B	12.5" x 3"	B	12" x 2.5"
C x 4	C	15" x 28.5"	C	12.5" x 26"	C	12" x 25.5"
D x 2	D	15" x 8"	D	12.5" x 5.5"	D	12" x 5"
Row 2 & 6						
E x 4	E	15" x 27.5"	E	12.5" x 25"	E	12" x 24.5"
F x 2	F	15" x 31"	F	12.5" x 28.5"	F	12" x 28"
Row 3 & 5						
G x 4	G	16" x 16"	G	13.5" x 13.5"	G	13" x 13"
H x 4	H	16" x 22.5"	H	13.5" x 20"	H	13" x 19.5"
I x 4	I	16" x 5.5"	I	13.5" x 3"	I	13" x 2.5"
J x 2	J	16" x 8"	J	13.5" x 5.5"	J	13" x 5"
Row 4						
K x 2	K	13" x 23"	K	10.5" x 20.5"	K	10" x 20"
L x 3	L	13" x 13"	L	10.5" x 10.5"	L	10" x 10"
M x 2	M	13" x 5.5"	M	10.5" x 3"	M	10" x 2.5"


Please Note:- I have added 3" to the finished size of each block (1.5" to each side of the block) . This is added for ease of handling when quilting and to allow for draw up of the block due to the quilting.

Continuum
A Touch of Nouveau, Deco and Contemporary

Cutting Layout

Top Fabric and Backing Fabric

1.2mts (44")



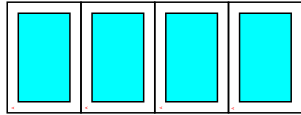
7.5mts (8.5 yards)

See next page for block ID

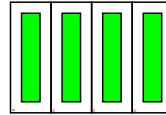
Continuum

A Touch of Nouveau, Deco and Contemporary

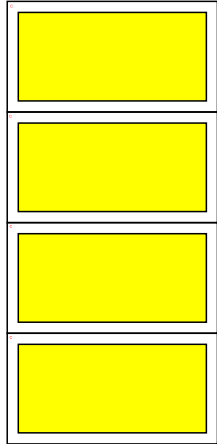
The Blocks can be cut from different fabrics to give a different look.




Block A
44" x 15"




Block B
44" x 15"




Block C
44" x 60"




Block D
44" x 15"




Block F
44" x 30"



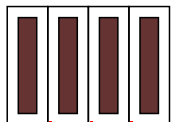
Block E
44" x 60"



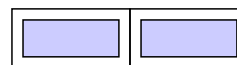
Block G
44" x 32"




Block H
44" x 32"



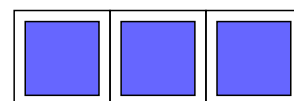
Block I
44" x 16"



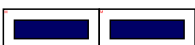
Block J
44" x 8"



Block K
44" x 26"



Block L
44" x 13"




Block M
44" x 6"

Note: these measurements are however correct you may wish to add more for fabric straightening.

Continuum
A Touch of Nouveau, Deco and Contemporary

Cutting Layout

Sashing 1.2mts (44")




6 - 78½" x 1"
12 - 13½" x 1"
12 - 12½" x 1"
4 - 12½" x 1"
6 - 10½" x 1"

6 - 78" x 1¼"
12 - 13" x 1¼"
12 - 12" x 1¼"
4 - 12" x 1¼"
6 - 10" x 1¼"

2mts (80")

Binding 1.2mts (44")



10 - 44" x 2¼"

80cm (30")

Quilt Class in a Bag *"Continuum"*

A touch of Nouveau, Deco and Contemporary

Learn some new techniques and how to quilt 13 different blocks. The blocks are repeated to make 41 blocks that when sashed together make this beautiful contemporary quilt.

The Westalee Ruler Foot was used to make this Quilt, it is not included in this package and is sold separately.

You must have the Ruler Foot to use these templates.

Bag Contains:

Westalee Design	6 Point (30° - 60°) 8½" Crosshair Ruler
Westalee Design	Spin-e-fex 11 - 9½" Template
Westalee Design	Hearts-a-Plenty 4 Template 2" x 4"
Westalee Design	SashLeeQuilt Template
Westalee Design	Continuous Border Loop 2" x 2"
Westalee Design	Spacing Gauge
Westalee Design	Stable Tape
Instructional DVD & Book	
Packed in a Bag - designed by Leonie West and made by Yazzii	



Fabric and notions not included